



Pattern Collection: Accessories



Bias Stripe Scarf

Designed by Amy Gunderson

FINISHED MEASUREMENTS

9½" wide x 60" long

MATERIALS

Fibra Natura Flax

- 21 Potent Berry (A) – 1 hank

Universal Yarn Universe

- 10-01 Paper (B) – 1 ball

Needles: US Size 4 (3.5 mm) straight *or size needed to obtain gauge*

Notions: Tapestry needle

GAUGE

17 sts x 24 rows = 4" in St st using A, after blocking

Save time, check your gauge.

Knit, Relax, Smile, Repeat!

2015 © Universal Yarn, Inc.

All rights reserved.

www.universalyarn.com

This pattern may not be reproduced for business, trade or sale.

PATTERN NOTES

Do not cut yarn after each stripe. Carry unused color up the side of the work, twisting it with the working color at the beginning of each RS row to avoid long, loose floats.

SCARF

Increase Section

With A, cast on 2 sts.

Row 1 (RS): Kfb, k1 – 3 sts.

Row 2 (WS): Knit.

Row 3: [Kfb] 2 times, k1 – 5 sts.

Row 4: Knit.

Row 5: Kfb, knit to last 2 sts, kfb, k1 – 7 sts.

Row 6: Knit.

Row 7: Kfb, knit to last 2 sts, kfb, k1 – 9 sts.

Row 8: K4, p1, k4.

Row 9: Kfb, knit to last 2 sts, kfb, k1 – 11 sts.

Row 10: K4, purl to last 4 sts, k4.

Rows 11-18: Rep Rows 9-10, 4 times – 19 sts.

Rows 19-20: With B, rep Rows 9-10 – 21 sts.

Row 21: With B, kfb, k2, work Row 1 of Increase Lace to last 3 sts, k1, kfb, k1 – 23 sts.

Row 22: With B, rep Row 10.

Row 23: With B, kfb, k2, work Row 3 of Increase Lace to last 3 sts, k1, kfb, k1 – 25 sts.

Row 24: With B, rep Row 10.

Row 25: With B, kfb, k2, work Row 5 of Increase Lace to last 3 sts, k1, kfb, k1 – 27 sts.

Row 26: With B, rep Row 10.

Row 27: With B, kfb, k2, work Row 7 of Increase Lace to last 3 sts, k1, kfb, k1 – 29 sts.

Row 28: With B, rep Row 10.

Rows 29-34: With A, rep Rows 9-10, 3 times – 35 sts.

Rows 35-44: With B, rep Rows 19-28 – 45 sts.

Rows 45-50: With A, rep Rows 9-10, 3 times – 51 sts.

Even Section

Row 1: With B, k1, k2tog, knit to last 2 sts, kfb, k1.

Row 2: With B, k4, purl to last 4 sts, k4.

Row 3: With B, k1, k2tog, k2, work Row 1 of Even Lace to last 3 sts, k1, kfb, k1.

Row 4: With B, k4, purl to last 4 sts, k4.

Row 5: With B, k1, k2tog, k2, work Row 3 of Even Lace to last 3 sts, k1, kfb, k1.

Row 6: With B, k4, purl to last 4 sts, k4.

Row 7: With B, k1, k2tog, k2, work Row 5 of Even Lace to last 3 sts, k1, kfb, k1.

Row 8: With B, k4, purl to last 4 sts, k4.

Row 9: With B, k1, k2tog, k2, work Row 7 of Even Lace to last 3 sts, k1, kfb, k1.

Row 10: With B, k4, purl to last 4 sts, k4.

Rows 11-16: With A, rep Rows 1-2, 3 times.

Rep Rows 1-16, 16 more times, then rep Rows 1-10, 1 more time.

Decrease Section

Row 1: With A k1, k2tog, knit to last 3 sts, ssk, k1 – 2 sts dec'd, 49 sts rem.

Row 2: With A k4, purl to last 4 sts, k4.

Rows 3-6: Rep Rows 1-2, 2 more times – 45 sts rem.

Row 7: With B k1, k2tog, knit to last 3 sts, ssk, k1 – 43 sts rem.

Row 8: With B k4, purl to last 4 sts, k4.

Row 9: With B k1, k2tog, k2, work Row 1 of Decrease Lace to last 5 sts, k2, ssk, k1 – 41 sts rem.

Row 10: With B, rep Row 8.

Row 11: With B k1, k2tog, k2, work Row 3 of Decrease Lace to last 5 sts, k2, ssk, k1 – 39 sts rem.

Row 12: Rep Row 8.

Row 13: With B k1, k2tog, k2, work Row 5 of Decrease Lace to last 5 sts, k2, ssk, k1 – 37 sts rem.

Row 14: Rep Row 8.

Row 15: With B k1, k2tog, k2, work Row 7 of Decrease Lace to last 5 sts, k2, ssk, k1 – 35 sts rem.

Row 16: Rep Row 8.

Rows 17-32: Rep Rows 1-16, 1 more time – 19 sts rem. Break B. Cont in A only.

Row 33: K1, k2tog, knit to last 3 sts, ssk, k1 – 17 sts rem.

Row 34: K4, purl to last 4 sts, k4.

Rows 35-42: Rep Rows 33-34, 4 more times – 9 sts rem.

Row 43: K1, k2tog, knit to last 3 sts, ssk, k1 – 7 sts rem

Row 44: Knit.

Rows 45-46: Rep Rows 43-44, 1 time – 5 sts rem.

Row 47: K1, k3tog, k1 – 3 sts rem.

Row 48: Knit.

Row 49: K3tog. Fasten off last st.

FINISHING

Weave in ends but do not trim tails. Wet block scarf, stretching as much as possible to allow the fabric to open up. Trim tails after piece is fully dry.

Knit. Relax. Smile. Repeat!

2015 © Universal Yarn, Inc.

All rights reserved.

www.universalyarn.com

This pattern may not be reproduced for business, trade or sale.

Abbreviations

beg	begin(ning)
cont	continue
dec('d)	decrease(d)
inc('d)	increase(d)
k	knit
k2tog	knit 2 stitches together (1 st dec'd)
kfb	knit into the front and back loops of the next st (1 st inc'd)
meas	measures
ndl	needle
patt	pattern
p	purl
pssso	pass slipped stitch(es) over
rem	remain(ing)
rep	repeat
RS	right side
Sl	slip
ssk	slip next 2 sts individually knitwise, slip them back to left needle in this position, knit them together through the back loops (1 st dec'd)
st(s)	stitch(es)
St st	Stockinette stitch (knit on RS rows, purl on WS rows; in the rnd, knit every rnd)
tbl	through the back loop(s)
tog	together
WS	wrong side
yo	yarn over



Knit, Relax, Smile, Repeat!

2015 © Universal Yarn, Inc.

All rights reserved.

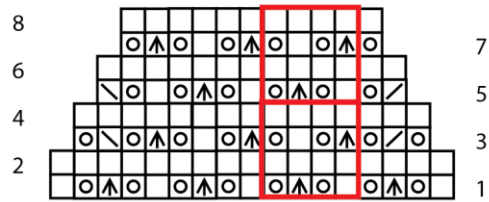
www.universalyarn.com

This pattern may not be reproduced for business, trade or sale.

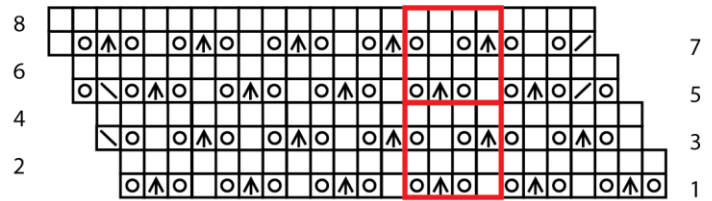
Key

- knit on RS, purl on WS
- yarn over
- k2tog
- ssk
- sl 1-k2tog-ssso
- pattern repeat

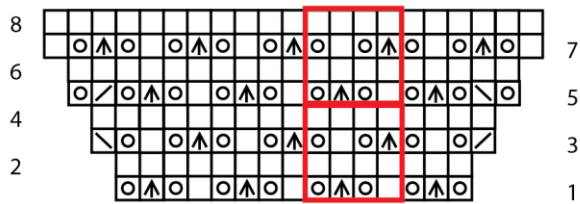
Decrease Lace



Even Lace



Increase Lace



Knit, Relax, Smile, Repeat!

2015 © Universal Yarn, Inc.

All rights reserved.

www.universalyarn.com

This pattern may not be reproduced for business, trade or sale.